

DOCUMENT RESUME

ED 475 350


CE 084 876

AUTHOR Howell, Chris; Toohey, Sandra; Davidson, Liz
 TITLE Getting the Most Out of Training: For Employers Working with Apprentices and Trainees.
 INSTITUTION Australian National Training Authority, Brisbane.
 PUB DATE 2001-01-12
 NOTE 13p.; Supported by the Australian Department of Education, Training and Youth Affairs. For other Training Package Support Materials, see CE 084 877-878.
 AVAILABLE FROM ANTA Publications, GPO Box 3120, Brisbane Q 4001. Fax: 07 3246 2490; Web site: <http://www.anta.gov.au/> .
 PUB TYPE Guides - Non-Classroom (055)
 EDRS PRICE EDRS Price MF01/PC01 Plus Postage.
 DESCRIPTORS Adult Education; *Apprenticeships; Cooperative Education; Education Work Relationship; Employer Employee Relationship; *Employment Practices; Instructional Development; *Job Training; Mentors; Occupational Safety and Health; Postsecondary Education; School Business Relationship; Supervisor Supervisee Relationship; *Trainees; *Training Methods; Vocational Adjustment; *Vocational Education
 IDENTIFIERS *Australia; Employer Role; Job Coaches; Work Based Learning

ABSTRACT

This document presents information to help Australian employers of apprentices and trainees to get the most out of training. The following are among the areas of personnel management and training for which guidelines are offered: (1) inducting employees, introducing them to the job, and inspiring them by explaining how their job fits into the big picture; (2) factors in determining wages and conditions of employment; (3) characteristics of safe workplaces and employee responsibilities related to occupational safety and health; (4) supervision and monitoring, and characteristics of a good workplace coach (taking a personal interest in the apprentices/trainee's development; communicating well and developing a rapport; providing feedback and progress reports; and being a good role model); (5) determining appropriate levels of supervision; (6) characteristics of good training (demonstrating how jobs are done; explaining how and why they are done; allowing time for practice; watching, coaching, encouraging, and correcting; providing variety in training; and motivating); (7) the importance of completing required paperwork; and (8) reviewing and evaluating the training process and apprentices/trainees' progress. A list of 10 commonly used training-related terms and a list of responsibilities of employers, apprentices/trainees, and selected Australian organizations involved in overseeing or providing training are included. (MN)

Reproductions supplied by EDRS are the best that can be made
 from the original document.



GETTING THE MOST OUT OF TRAINING

For employers working with apprentices and trainees

U.S. DEPARTMENT OF EDUCATION
Office of Educational Research and Improvement
EDUCATIONAL RESOURCES INFORMATION
CENTER (ERIC)

- This document has been reproduced as received from the person or organization originating it.
- Minor changes have been made to improve reproduction quality.
- Points of view or opinions stated in this document do not necessarily represent official OERI position or policy.

PERMISSION TO REPRODUCE AND
DISSEMINATE THIS MATERIAL HAS
BEEN GRANTED BY

C. Dunk

TO THE EDUCATIONAL RESOURCES
INFORMATION CENTER (ERIC)

1

BEST COPY AVAILABLE



2

CC084876





Commonwealth of Australia
DEPARTMENT OF EDUCATION, TRAINING AND YOUTH AFFAIRS

© Commonwealth of Australia 2001

This work is copyright. Apart from any use as permitted under the Copyright Act 1968, no part may be reproduced without prior written permission. However, permission is given to trainers and teachers to make copies by photocopying or other duplicating processes for use within their own training organisation or in a workplace where the training is being conducted. This permission does not extend to the making of copies for use outside the immediate training environment for which they are made, nor the making of copies for hire or resale to third parties. Requests and inquiries concerning other reproduction and rights should be directed in the first instance to the Director, Training Reform Section, Department of Education, Training and Youth Affairs, GPO Box 9880, ACT 2601.


The work has been produced initially with the assistance of funding provided by the Department of Education, Training and Youth Affairs through the Australian National Training Authority. However the views expressed in this version of the work do not necessarily represent the views of the Minister for Education and Training or the Commonwealth. The Commonwealth does not give any warranty nor accept any liability in relation to the contents of this work.

This project was managed by the Australian National Training Authority on behalf of the Department of Education, Training and Youth Affairs.

The following communication support materials were produced by AMES for the Australian National Training Authority:

- Getting the Most out of Training
- So You're a Workplace Coach
- Tips on Training for Employers
- Making the Most of your Training.

Further resources for supporting apprentices and trainees can be found in the *New Apprenticeships: Support Networks Information Kit* available from DETYA Training Reform Section (02) 6240 9588.




GETTING THE MOST OUT OF TRAINING

A booklet to support employers who are employing apprentices or trainees

Contents

Get ready	2
Training helps you	
Choosing a training provider	
Training Plan	
Get set	4
Induct, introduce and inspire	
Wages and conditions of employment	
Occupational health and safety	
Supervision and monitoring – the workplace coach	
How much supervision	
Incentive payments	
Go	6
The training	
Variety in training	
Regular progress reports	
Encourage and correct	
Finish	6
Completion forms	
Where to next?	
Training talk	7
Who s who of training	8



Get ready...

Training helps you

- stay ahead of the competition
- effectively deal with high staff turnover or skill shortages
- utilise new technologies
- keep your customers happy.

It helps if you can explain to your apprentice/trainee why you believe in training.

What do you need?

- think about the job the apprentice/trainee will do in your work place
- think about the work skills required for this job

This will help you choose the right training provider and Training Plan.

Choosing a training provider

You may choose a Registered Training Organisation (RTO) that best suits your training needs. Your State/Territory Training Authority and/or New Apprenticeships Centre can assist you to find an RTO.

Training Plan

Make sure you discuss and agree upon a suitable Training Plan with the apprentice/trainee and the RTO. The Training Plan outlines who will deliver the training and when and where your apprentice/trainee needs to go.

You need to think about how the training will be delivered.

It can be:

- on the job
- in a classroom at your workplace
- at the RTO
- using support materials
- or
- a combination of these

Treat the Training Plan as a working document. A plan is a flexible document – talk to your RTO at any stage during the training.

A Sample Training Plan is provided in the booklet 'Making the most of your training – Tips and ideas for apprentices and trainees' on page 20.



Get ready...



Try asking the following questions in order to choose your RTO:

What

Can the RTO offer all the competencies relevant to my organisation's needs?

Think about

Which qualification best suits my organisation's needs?

Which units from the qualification are important for my organisation?

What training will I have to provide in the workplace?

Think about

How will I do this?

Who will train and supervise?

Will production schedules, timelines and peak periods interfere with this?

When

When can the RTO deliver their part of the training?

Think about

Does this fit with my work schedules?

How much flexibility is there with training times?

Where

Where does the RTO do the training?

Think about

Can the apprentice/trainee get to this location easily?

Who

Who will assess the apprentice/trainee?

Think about

Who is the qualified assessor?

What role will I play in assessment?

How

How much class work will the apprentice/trainee need to complete/attend?

Think about

Is this enough?

Are there support materials for the apprentice/trainee to work on at their own pace?

Think about

Can the apprentice/trainee cope with these support materials?

Who will check if the work is completed?

Does the RTO provide a training record for the apprentice/trainee?

Think about

How will this be used?

What is my responsibility with regard to keeping records?

How will I know if my apprentice/trainee is going okay?

Think about

How often would I like feedback and progress reports on my apprentice/trainee?

How will the RTO involve me and my apprentice/trainee in developing the Training Plan?

Think about


What details do I want to include in the Training Plan?

What help can the RTO provide if my apprentice/trainee has problems with reading, writing or maths?

Think about

What level of reading, writing and maths is required on the job?

Does the RTO take this into account when designing the teaching and learning materials?



Get set ...

Induct, introduce and inspire

Induct, introduce and inspire your apprentice/trainee. New employees and especially those in training would like to know how their job fits into the big picture. Help them understand their job and how it fits in with the organisation and the industry.

Make sure your apprentices/trainees:

- have a clear understanding of your work expectations and of their responsibilities in undertaking the training
- are inducted, including occupational health and safety training in the workplace
- understand the wages and conditions of their employment
- are introduced and welcomed to the staff
- have a clear idea of further training and employment options available to them.

Wages and conditions of employment

Apprentice/trainee's wages vary according to years of school completed, years of training, the type of apprenticeship/traineeship and the industry or job. Treat the apprentice/trainee the same as all other employees.

You should inform the apprentices/trainees of their wages and conditions of employment. Include this as part of their induction program.

Occupational health and safety

Health and safety at work is vital, particularly for apprentices/trainees. Every workplace has specific health and safety requirements that must be applied by legislation. Occupational health and safety must start on day one.

A good workplace will:

- provide a safe workplace free from verbal, physical, racial and sexual abuse
- have an Occupational Health and Safety Policy
- conduct an induction program for apprentices/trainees
- display relevant warning signs in appropriate positions in the workplace
- perform regular workplace safety checks.

Make sure your apprentice/trainee can:

- perform tasks safely
- handle all equipment, machinery and dangerous products such as chemicals safely
- identify and report any potential risks
- use safety equipment such as gloves, clothing, masks, boots and glasses.

To find out more contact:
Wageline on **1300 363 264**
or contact your local New Apprenticeships Centre

The National Code of Good Practice explains your responsibility to provide a safe work environment. Contact your New Apprenticeships Centre for further information or to find a New Apprenticeships Centre call **1800 639 629** or visit the website at **www.newapprenticeships.gov.au**



Get set ...

Supervision and monitoring – the workplace coach

Be active in monitoring and managing the training. Employers are advised to nominate a workplace supervisor to the apprentice/trainee. It is also recommended to adopt a coaching or mentoring arrangement.

It's a good idea to assign the apprentice/trainee to someone who will:

- take a personal interest in the apprentice/trainee's development
- communicate well and develop a rapport
- provide feedback and progress reports
- be a good role model.

The booklet 'So You're a Workplace Coach' explains the role of a workplace coach and provides some useful tips.

How much supervision?

Apprentices/trainees require appropriate levels of supervision. The National Code of Good Practice outlines your responsibilities to provide appropriate levels of supervision for your apprentice/trainee.

To determine the appropriate level of supervision required for your apprentice/trainee consider the:

- level of training being undertaken
- industry you belong to and your workplace
- equipment and methods you use for work and training
- health and safety regulations for your workplace.

Assign a workplace coach who has the appropriate qualifications, knowledge and skills required.

Incentive payments

You may be eligible for Commonwealth and State/Territory Government incentive payments. These help reduce the cost of training.



Go...

The training

Good training means:

- demonstrating how jobs are done
- explaining how and why they are done
- allowing time for the apprentice/trainee to practise
- watching, coaching, encouraging and correcting
- providing variety in training where possible
- motivating.

Variety in training

Variety builds confidence and enables the apprentice/trainee to apply their skills in different situations. If your organisation is highly specialised consider employing the apprentice/trainee through a Group Training Company so placements in other organisations can occur.

Regular progress reports

Monitor and manage your apprentice/trainee's training. Some things you can do include:

- contact the RTO. Don't wait for official reports for feedback
- ensure regular contact with the workplace coach or supervisor and apprentice/trainee – make times in your diary.

Encourage and correct

Provide feedback to your apprentice/trainee.

Feedback will help you:

- provide a measure of progress and success
- fine tune the apprentice/trainee's skills
- motivate the apprentice/trainee to perform better.

Finish

Completion forms

Ensure you sign off and complete all paperwork at the completion of training.


Contact your New Apprenticeships Centre or STA for advice.

Where to next?

Review and evaluate the training process. Involve the apprentice/trainee and the workplace coach in the process.

Consider:

- did the outcomes of the training fit with your reasons for training?
- what worked?
- what didn't work?
- what would you do differently next time?
- can the apprentice/trainee progress to the next certificate level?



Training talk



Workplace supervisor

A training manager who will ensure the apprentice/trainee is provided with the opportunities to master the skills and competencies required for their job and training program.

Workplace coach

Person chosen to coach, teach, train, mentor, monitor and guide the apprentice/trainee.

In some workplaces the workplace supervisor and workplace coach are the same person.

Assessor

The person(s) responsible for assessment who will determine whether your apprentice/trainee is competent. This person(s) must be qualified. Assessment is organised by the RTO.

On the job training

Instruction, practice and feedback conducted in the workplace.

Off the job training

Conducted away from the worksite, at an RTO, in a classroom at your worksite or outside your organisation.

Training Plan

A document that details the training to be conducted, the method and location.

Negotiated between you, the training organisation and the apprentice/trainee.

Training Package

A national resource that consists of both compulsory and elective competencies that makes up national qualifications. Training Packages also include guidelines for assessment and may also include assessment materials and learning strategies.

Unit of competency

National industry approved standards that outline the knowledge and skills necessary for effective performance in the workplace.

Workplace assessment

Collecting evidence and determining if the apprentice/trainee is competent in an industry environment.

Recognition of current competency

The process of formally recognising current skills, knowledge and competencies already acquired through either formal or informal learning.



Who's who of training

The National Code of Good Practice outlines the responsibilities of employers and apprentices/trainees. Contact your New Apprenticeships Centre for a copy.

Employers

- meet legal obligations
- provide a safe working environment
- support the structured training
- provide supervision and support
- advise trainees of their rights and responsibilities.

Apprentices/trainees

- commit to work and training responsibilities
- require consent from a parent/guardian if less than 18 years of age
- participate in developing a Training Plan
- maintain a record of training.

State Training Authority – STA

Regulates apprenticeships/traineeships in your state or territory. The STA monitors the quality of training, approves RTOs. In addition the STA may:

- advise employers and apprentices/trainees on rights and obligations
- approve early completions, variations to Training Contracts, suspensions and cancellations
- provide field officers to solve problems between employers and their apprentice/trainees.

Apprenticeship/traineeship field officers

The State Training Authority in your state/territory may provide Field Officers to assist to solve problems between employers and their apprentice/trainees.

Registered Training Organisation – RTO

Also called the Supervising Registered Training Organisation (SRTO). They can:

- assist you and the apprentice/trainee to select an appropriate training program
- explain the requirements of the training program
- provide advice on fees and charges
- design training plan that meets your needs
- provide training records and training materials
- train the apprentice/trainee and assist you to make sure training is completed
- visit your workplace to check progress
- provide additional learning support if required
- issue qualifications.

New Apprenticeships Centres

Provide free information and advice on:

- available Commonwealth and State Government incentives
- completing and lodging incentive forms
- general information about apprenticeships/traineeships
- selecting the appropriate training
- selecting appropriate RTOs
- rights, responsibilities and obligations
- completing a training contract.

Group Training Company – GTC

Also known as Group Training Organisations (GTO), these companies employ apprentices/trainees and hire them out to 'host' employers while they are undertaking their training. Group training allows you to become involved in training without the commitment of full-time permanent employment.

The GTC will:

- screen and recruit applicants
- handle wages, payroll tax and workers compensation under the Training Contract
- arrange the training
- monitor the progress of the new apprentice/trainee
- provide your organisation with a new apprentice/trainee without a long-term employment contract.

Acknowledgements

Project team

Chris Howell: Project Manager, AMES

Sandra Toohey/Liz Davidson: Writers

Steering Committee

Merrill O'Donnell: MAS National

Maxine Semple: VECCI at Work (Bendigo)

Gordon Griffin: Rural Skills Australia

Louise Wignall: ANTA Project Manager

Geoff Foster: DEET, Victoria

Jan Hagston: Language Australia

Michelle Anderson: DETYA Information Branch (New Apprenticeships)

Leonie White: Thomastown Secondary College

Jo Pyke: Access Training Employment Centre

Production

Design: Green Poles Design

Editing: Susan Utber

BEST COPY AVAILABLE

Getting the Most out of Training

A booklet to support employers who are employing apprentices or trainees.

It provides information on:

- working with training providers
- organising the training
- where to get assistance
- commonly used terms




U.S. Department of Education
Office of Educational Research and Improvement (OERI)
National Library of Education (NLE)
Educational Resources Information Center (ERIC)




NOTICE

Reproduction Basis



This document is covered by a signed "Reproduction Release (Blanket)" form (on file within the ERIC system), encompassing all or classes of documents from its source organization and, therefore, does not require a "Specific Document" Release form.



This document is Federally-funded, or carries its own permission to reproduce, or is otherwise in the public domain and, therefore, may be reproduced by ERIC without a signed Reproduction Release form (either "Specific Document" or "Blanket").